




International  
Labour  
Organization



## EXECUTIVE SUMMARY



# ILO Global estimates on migrant workers

## Results and Methodology

Special focus on migrant domestic workers



# **ILO Global estimates on migrant workers**

Results and methodology

---

*Special focus on migrant domestic workers*

**Executive summary**



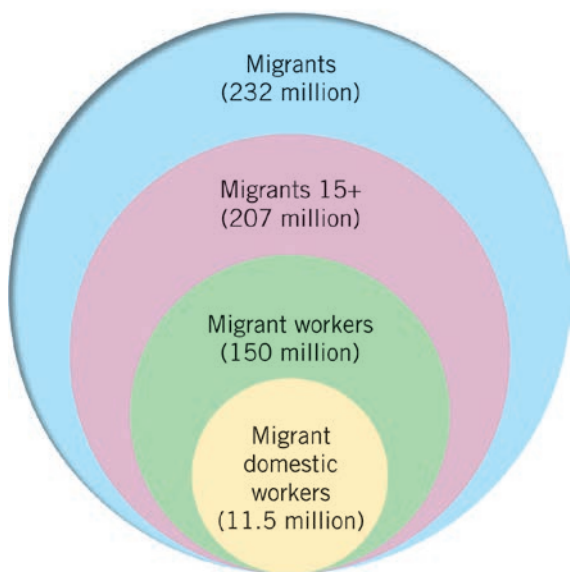
# Executive summary

## The ILO estimates that 150 million people are migrant workers

According to recent ILO estimates, there are 150.3 million migrant workers in the world. Of these, 11.5 million are migrant domestic workers. The term “migrant worker” refers to all international migrants who are currently employed or are unemployed and seeking employment in their present country of residence.

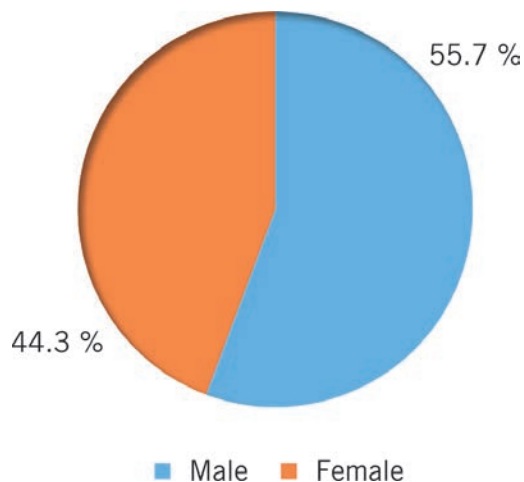
The data on migrant workers that have been used to calculate the estimates refer to migrant workers in the country of destination and measure the migrant stocks in 2013.

Global estimates of the stock of migrants, migrant workers and migrant domestic workers, 2013



Among migrant workers, 83.7 million are men and 66.6 million are women, corresponding to 55.7 per cent and 44.3 per cent of the total respectively.

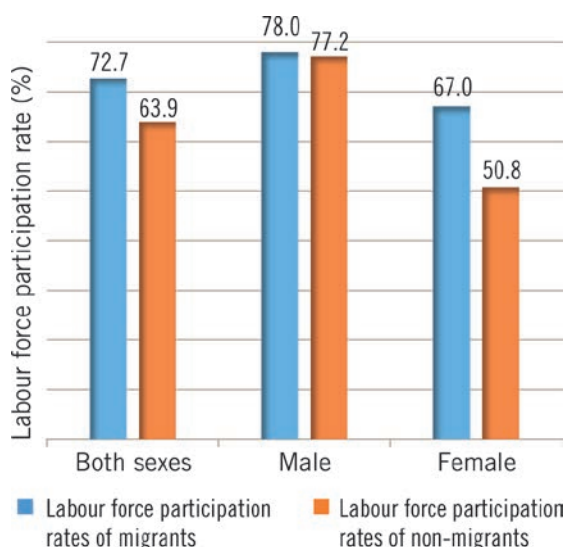
Global distribution of migrant workers, by sex, 2013 (percentages)



## Migrants, especially migrant women, have higher labour force participation rates than non-migrants

Migrants form 3.9 per cent of the total global population (aged 15 years and over). However, migrant workers constitute a higher proportion (4.4 per cent) of all workers. This reflects a higher labour force participation rate of migrants (72.7 per cent), compared to that of non-migrants (63.9 per cent). This difference is associated

Global labour force participation rates of migrants and non-migrants, by sex, 2013



with the fact that more migrant women than non-migrant women work (67.0 per cent versus 50.8 per cent), while there is practically no difference between migrant and non-migrant men in respect of their labour force participation rate (78.0 per cent versus 77.2 per cent).

**Labour migration is a phenomenon that concerns all regions of the world**

Almost half (48.5 per cent) of migrant workers are concentrated in two broad subregions, Northern America and Northern, Southern and Western Europe. These subregions together make up 52.9 per cent of all female migrant workers and 45.1 per cent of all male migrant workers.

In the Arab States, by contrast, the gender difference is reversed. While the region accounts for 11.7 per cent of all migrant workers, this corresponds to 17.9 per cent of all male migrant workers and only 4.0 per cent of all female migrant workers.

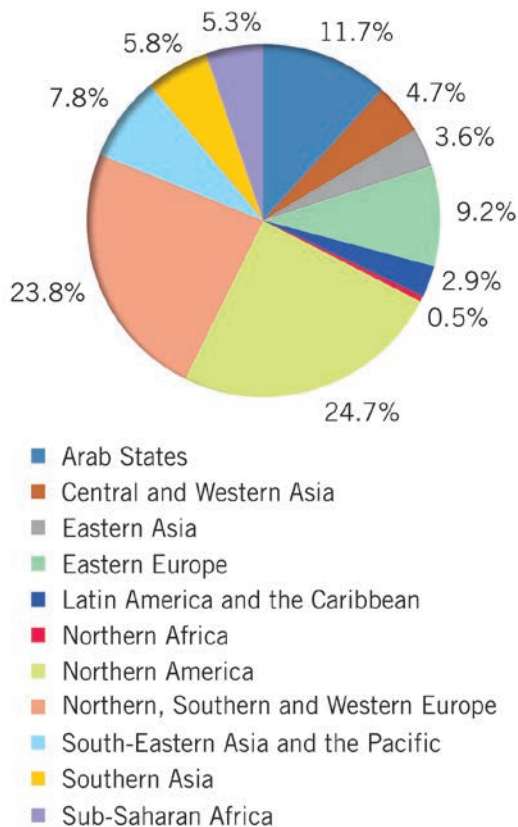
These subregions are followed by Eastern Europe (9.2 per cent) and South Eastern Asia and the Pacific (7.8 per cent).

If each subregion is analysed individually, the Arab States have the highest proportion of migrant workers as a share of all workers, at 35.6 per cent. The corresponding proportions are 20.2 per cent in Northern America and 16.4 per cent in Northern, Southern and Western Europe, followed by Central and Western Asia (10.0 per cent) and Eastern Europe (9.2 per cent). By contrast, in a number of subregions, the proportion of migrant workers is below 2 per cent. The lowest share, at 0.6 per cent, is in Eastern Asia (which includes China), followed by Northern Africa, Southern Asia (which includes India), and Latin America and the Caribbean, all within the range of 1.0–1.5 per cent.

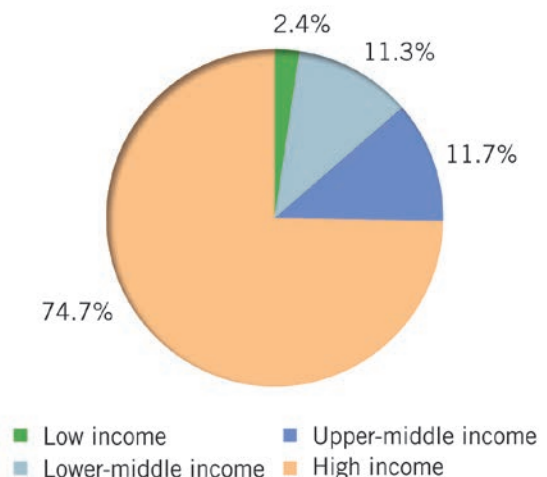
**The vast majority of migrant workers are in high-income countries**

Of the global total of 150.3 million migrant workers, an estimated 112.3 million (74.7 per cent) were in countries classified as high income, 17.5 million (11.7 per cent) in upper-middle income countries and 16.9 million (11.3 per cent) in lower-middle income countries. The lowest number of migrant workers was in low-income countries, standing at 3.5 million (2.4 per cent).

Distribution of migrant workers, by broad subregion, totals (male + female), 2013



Migrant workers, by income level of countries, 2013

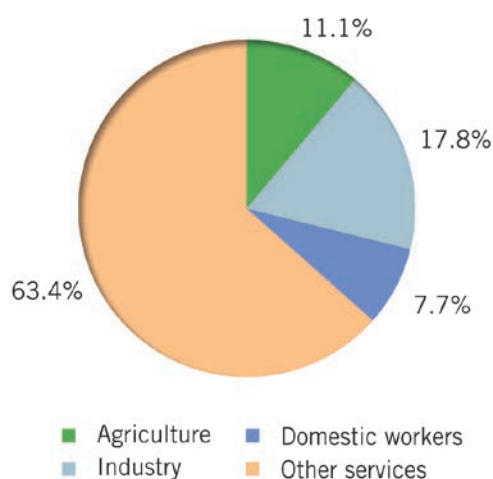




### Migrants are concentrated in certain economic sectors

The data show a concentration of migrants in certain economic sectors, with notable gender differences. The bulk of migrant workers in the world in 2013 were engaged in services, 106.8 million out of a total of 150.3 million, amounting to 71.1 per cent. Industry, including manufacturing and construction, accounted for 26.7 million (17.8 per cent) and agriculture for 16.7 million (11.1 per cent).

Global distribution of migrant workers, by broad branch of economic activity, 2013 (percentages)



### Domestic work attracts more than 11 million migrant workers

In 2010, following the adoption of the ILO Convention on Domestic Workers, 2011 (No. 189), the ILO produced the first global and regional estimates on domestic workers. While these estimates did not distinguish between national and migrant domestic workers, the new estimates do make such a distinction.

According to the current estimates, there are 67.1 million domestic workers in the world, of whom 11.5 million are international migrants. This represents 17.2 per cent of all domestic workers and 7.7 per cent of all migrant workers worldwide. In other words, almost every sixth domestic worker in the world was an international migrant in 2013.

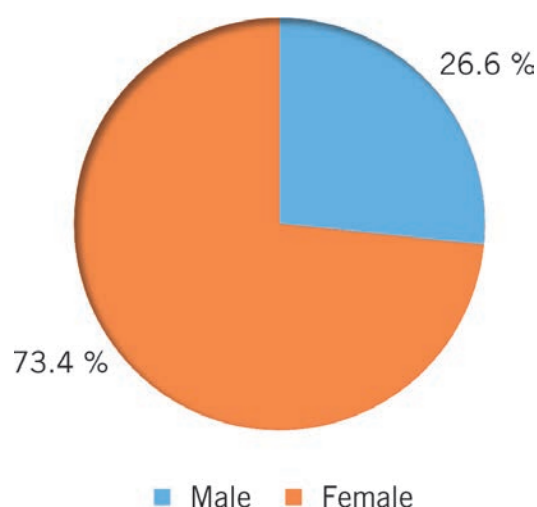
These estimates are an important contribution to the ILO's ongoing efforts to make decent work a reality for all domestic workers worldwide, including migrant domestic workers, who have specific needs and face distinct vulnerabilities.

### Most migrant domestic workers are women

About 73.4 per cent (or around 8.5 million) of all migrant domestic workers are women. South-Eastern Asia and the Pacific hosts the largest share, with 24.0 per cent of the world's female migrant domestic workers, followed by Northern, Southern and Western Europe, with 22.1 per cent of the total, and the Arab States with 19.0.

Male migrant workers are much less likely to be domestic workers, with noteworthy regional differences.

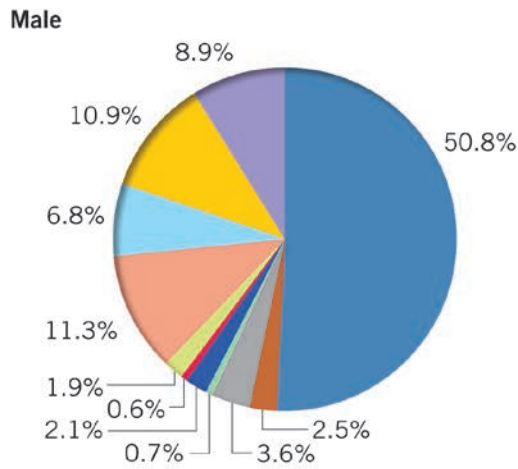
Global distribution of migrant domestic workers, by sex, 2013 (percentages)



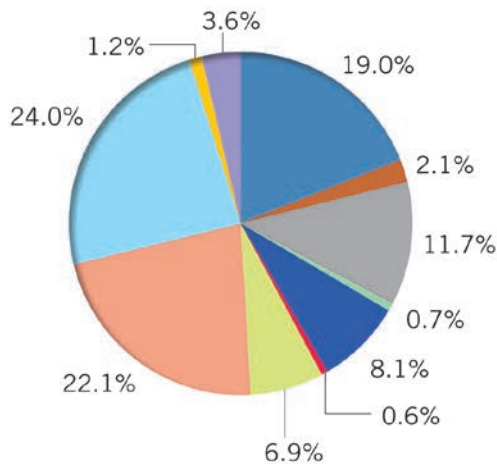
### Half of the world's male migrant domestic workers are in the Arab States

The Arab States host 50.8 per cent of all male migrant domestic workers. Over one in ten male migrant workers is a domestic worker. This figure exceeds 5 per cent of the total only in Sub-Saharan Africa and Southern Asia.

Distribution of migrant domestic workers, by sex and broad subregion, 2013 (percentages)

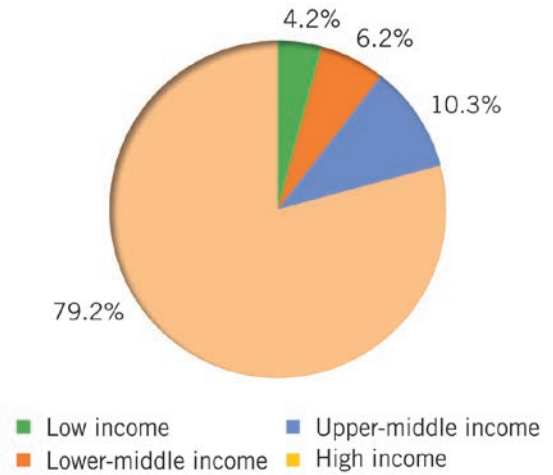


**Female**



- Arab States
- Central and Western Asia
- Eastern Asia
- Eastern Europe
- Latin America and the Caribbean
- Northern Africa
- Northern America
- Northern, Southern and Western Europe
- South-Eastern Asia and the Pacific
- Southern Asia
- Sub-Saharan Africa

Migrant domestic workers, by income level of countries, totals (male + female), 2013 (percentages)



**A very large proportion of migrant domestic workers are concentrated in high-income countries**

High-income countries accounted for 9.1 million of the estimated 11.5 million migrant domestic workers globally, amounting to nearly 80 per cent of the total.

**Labour migration is rising globally, requiring new and better data**

The new global estimates show the magnitude of labour migration in different regions and sectors. It is hoped that they will contribute to a better understanding of the interrelations between migration, labour market policies and the future of work more generally.

As migration patterns and dynamics grow in complexity, high-quality, up-to-date and comparable labour migration statistics are critical for well-informed policy decisions that will maximize the development gains for countries of origin and destination, as well as for the migrants themselves, in line with the 2030 Sustainable Development Agenda.